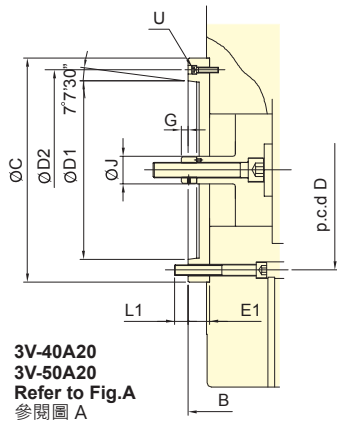


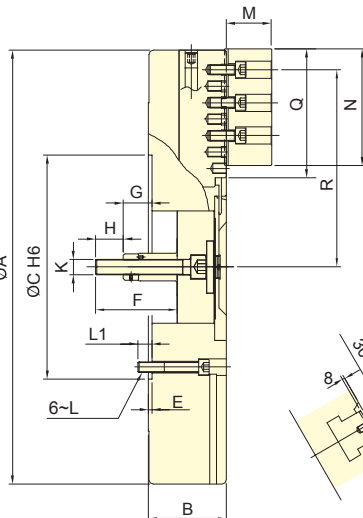


- 楔形三爪中實夾頭。
- 主爪可單獨手動調整行程，以利工件求心。
- 防切屑及防水設計，特別適合使用於立式車床。
- WEDGE-HOOK type 3-jaw high speed power chuck.
- With manual radial setting of master jaws for the workpiece centering.
- Sealed against swarf, chips and coolant, suitable for vertical lathe.

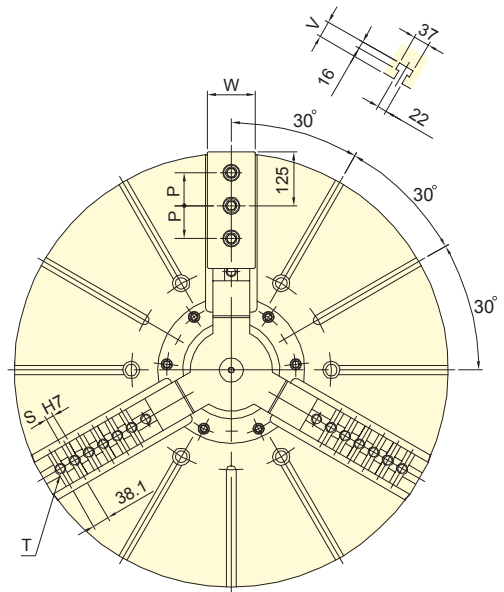


3V-40A20
3V-50A20
Refer to Fig.A
參閱圖 A

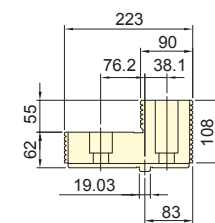
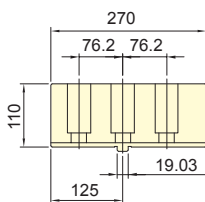
Fig.A
圖 A



生爪 Soft jaw SJ-40~79



硬爪 Hardened jaw HJ-40~79



保留規格修改的權利
Subject to technical changes

技術規格 SPECIFICATIONS

型號	楔心行程	爪行程 (直徑)	夾持直徑 Chucking Dia.	容許油壓缸 推力	最大夾持力	最高迴轉數	I	重量	適用迴轉缸	最大使用壓力
Model	Plunger stroke	Jaw stroke (Dia.)	最大 Max. 最小 Min.	Max. D.B. pull	Max. Clamping force	Max. speed	Moment of inertia	Weight	Matching cyl.	Max. pressure
	mm	mm	mm	kN (kgf)	kN (kgf)	min ⁻¹ (r.p.m.)	kg·m ²	kg		MPa (kgf/cm ²)
3V-40 A20	57	46+(60)	1005 380	180(18350)	320(32620)	630	68 72	780 849	RK-250 RE-250 RE-A250 RE-L250	4.24(43.2)
3V-50 A20	57	46+(60)	1250 600	180(18350)	320(32620)	500	145 148	800 869		4.24(43.2)
3V-63	60	48+(80)	1600 600	200(20390)	360(36700)	400	500 -	1600 -		4.76(46.7)
3V-79	60	48+(80)	2000 1000	200(20390)	360(36700)	320	1250 -	2500 -		4.76(46.7)

外型尺寸 DIMENSIONS

Model	A	B	C	D	D1	D2	E	E1	F	G max.	G min.	H	J	K
3V-40 A20	1005	184 226	520	463.6	412.78	463.6	8	50	190	123 73	66 16	65	65	M36x4
3V-50 A20	1250	184 226	520	463.6	412.78	463.6	8	50	190	123 73	66 16	65	65	M36x4
3V-63	1600	222 -	720	647.6	-	-	8	-	218	131 -	71 -	65	65	M36x4
3V-79	2000	240 -	720	647.6	-	-	8	-	238	133 -	73 -	65	65	M36x4

Model	L	L1	M	N	P	Q	R max.	R min.	S	T	U	V	W
3V-40 A20	M24	37	110	270	76.2	295	457	404	6~19.03	7~M24	3~M12	42	84
3V-50 A20	M24	37	110	270	76.2	416	563	510	9~19.03	9~M24	3~M12	42	84
3V-63	M30	46	110	270	76.2	540	738	674	12~19.03	13~M24	-	42	110
3V-79	M30	48	110	270	76.2	740	914	850	16~19.03	17~M24	-	42	110

1. 紅色數據為 3V-A 型之尺寸法 (The dimensions and the specifications of 3V-A type are in red data.)